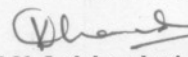



LUCKNOW NAGAR NIGAM, LUCKNOW
Revised Opening Balance Sheet - as on 31-03-2009

| Code No. | Item/ Head of Account | Schedule No | Current Year Amount (₹) | Previous Year Amount (₹) |
|----------|--|-------------|--------------------------|--------------------------|
| 1 | 2 | 3 | 4 | 5 |
| | LIABILITIES | | | |
| | Reserve & Surplus | | | |
| 3-10 | Municipal (General) Fund | B-1 | 10,295,956,757.52 | - |
| 3-11 | Earmarked Funds | B-2 | - | - |
| 3-12 | Reserves | B-3 | - | - |
| | Total Reserves & Surplus | | - | - |
| 3-20 | Grants, Contributions for specific purposes | B-4 | 3,850,523,200.00 | - |
| | Loans | | | |
| 3-30 | Secured Loans | B-5 | - | - |
| 3-31 | Unsecured Loans | B-6 | 1,407,214,000.00 | - |
| | Total Loans | | 1,407,214,000.00 | - |
| | Current Liabilities and Provisions | | | |
| 3-40 | Deposits Received | B-7 | 14,617,096.00 | - |
| 3-41 | Deposit works | B-8 | 1,279,910,000.00 | - |
| 3-50 | Other Liabilities (Sundry Creditors) | B-9 | 266,645,866.00 | - |
| 3-60 | Provisions | B-10 | - | - |
| | Total Current Liabilities and Provisions | | 1,561,172,962.00 | - |
| | TOTAL LIABILITIES | | 17,114,866,919.52 | - |
| | ASSETS | | | |
| | Fixed Assets | | | |
| 4-10 | Gross Block | B-11 | 9,278,881,091.70 | - |
| 4-11 | Less: Accumulated Depreciation | | - | - |
| | Net Block | | 9,278,881,091.70 | - |
| 4-12 | Capital Work-in-Progress | | - | - |
| | Total Fixed Assets | | 9,278,881,091.70 | - |
| | Investments | | | |
| 4-20 | Investment – General Fund | B-12 | 209,257,482.00 | - |
| 4-21 | Investments – Other Funds | B-13 | - | - |
| | Total Investments | | 209,257,482.00 | - |
| | Current Assets, Loans and Advances | | | |
| 4-30 | Stock in Hand (Inventories) | B-14 | 7,894,025.80 | - |
| 4-31 | Sundry Debtors(Receivables) | B-15 | 1,373,382,215.79 | - |
| 4-40 | Prepaid Expenses | B-16 | 67,651.64 | - |
| 4-50 | Cash and Bank Balances | B-17 | 3,743,477,367.59 | - |
| 4-60 | Loans, Advances and Deposits | B-18 | 2,501,907,085.00 | - |
| 4-61 | Less: Accumulated provision against Loans Net Amount outstanding | | | - |
| | Total Current Assets, Loans & Advances | | 7,626,728,345.82 | - |
| 4-70 | Other Assets | B-19 | - | - |
| 4-80 | Miscellaneous Expenditure (to the extent not written off) | B-20 | - | - |
| | TOTAL ASSETS | | 17,114,866,919.52 | - |


*Note- The Balance Sheet has been compiled as per information & explanation provided.

For Habibullah & Company
(Chartered Accountants)


K.K. Lalchandani
(Partner)
Membership no.




(Chief Account Officer)


(Addl. Municipal
Commissioner)


Municipal
Commissioner

Date-27.12.2012
Place: Lucknow